

# I CAN Go To Science World





Science World is going to be really fun!

There are many different galleries to see and lots of fun activities for me to try!

# BUY TICKETS



When I get to Science World, I will first need to buy my ticket.

There might be lots of people and I might need to wait in line, but that's okay!

# FOLLOW THE RULES

## When I am at Science World, I need to follow some rules:

- Stay with my parent or caregiver the entire time.
- Let my parent or caregiver know when I need to go to the bathroom or take a break.
- Take turns trying out the activities in each exhibit.
- Listen to the Science World Staff at all times.
- Watch for signs that say No Food or Drinks.




# BREAK AREA



In Science World, there are areas I can go to if I need to take a break!

I will tell my parent or caregiver and we can go to a quiet area in the hallway on the first or second floor and take a break. If I need some time alone with my parent or guardian, we can ask a Science World staff to go to a quiet room.

# SCIENCE WORLD STAFF



During my time at Science World, I can talk to a Science World staff or volunteer if I have any questions or if I can't find my parent or caregiver. The staff wear blue shirts and the volunteers wear purple vests, just like in this photo! If I need help finding my parent or caregiver, I will tell the staff my name, my parent or caregiver's names, and what my parent or caregiver looks like.

# FIRST FLOOR

# FIRST FLOOR

**On the first floor, there are four galleries to choose from!**

- To play with puzzles and see visual illusions, [turn to Page 8!](#)
- To watch a science show, [turn to Page 9!](#)
- To go outside and explore the science park, [turn to Page 11!](#)
- To see what's on the second floor, [turn to Page 13!](#)





# PUZZLES & ILLUSIONS

In this gallery, I will try lots of different puzzles and visual illusions! There might be a science show going on in the middle of the gallery and it might get loud, but that's okay! I can choose to watch the show or to keep exploring.



To choose another exhibit, [turn back to page 7!](#)

# PETER BROWN FAMILY CENTER STAGE

During the show, the Science World staff will do some cool science experiments! Sometimes I will need to wait for the show to start, but that's okay! I can sit and wait, or explore the Puzzles and Illusions gallery until the show starts. When the show starts, I will sit and listen quietly.



Please continue to the next page!

# PETER BROWN FAMILY CENTER STAGE

Sometimes the staff will ask for audience members to help with the show on stage. If I don't want to help on stage, that's ok. If I do want to help on stage, I will listen to the instructions and put my hand up! Sometimes I will be picked and sometimes someone else will be picked. That is okay, I will continue to watch!



To choose another exhibit, [turn back to page 7!](#)

# KEN SPENCER SCIENCE PARK

Here, I can go outside and explore the Science Park! I can run around and try lots of different activities. If I want, I can also watch an outdoor science show! The Science Park is only open March to October. If it is not open when I visit, I can go next time I visit Science World.



To choose another exhibit, [turn back to page 7!](#)

# SECOND FLOOR



# SECOND FLOOR

## On the second floor, I can choose from five galleries!

- To play with building blocks and tinker, [turn to Page 14!](#)
- To practice my sports skills and how my body works, [turn to Page 15!](#)
- To see where animals, like bugs and beavers, live, [turn to Page 17!](#)
- To crawl, climb and splash (ages 0-5 years), [turn to Page 18!](#)
- To experiment with water, movement, and sound, [turn to Page 19!](#)
- To see some bonus galleries that I can go to, [turn to Page 21!](#)
- When it is time go home, [turn to Page 29!](#)



# TINKERING SPACE: THE WORKSAFEBC GALLERY

In this gallery, I can build lots of different structures with blocks called KEVA planks!  
I might hear the sounds of blocks hitting the ground and it might get loud. The daily tinkering activities change but there is a guide on what to do and someone is there to help if I need it. I cannot take my creations home with me, but I can take a picture of my creations instead.



To choose another exhibit, [turn back to page 13!](#)

# BODYWORKS

Outside the gallery, I will test my sports skills! I will practice skiing, climbing, jumping, and more! There are lots of activities to try! If there are people doing an activity that I want to try, I can try a different activity while I wait.



Please continue to the next page!

# BODYWORKS

Inside the gallery, I can explore and play with things like skeletons, x-rays and how my body works. There are a few loud exhibits, but I don't have to play them if I don't want to.



To choose another exhibit, [turn back to page 13!](#)



# SEARCH: SARAH STERN GALLERY

I will get to explore nature in this quiet gallery! I will see where animals like bugs and beavers live, a big skeleton of Tyrannosaurus Rex, and some live insects! This is a great gallery to go to if I need some quiet time.



To choose another exhibit, [turn back to page 13!](#)



# WONDER GALLERY


In the Wonder Gallery, I will get to explore with my hands. Here, I can crawl, climb and splash! I can learn lots about my environment through play. It might be busy and I will need to share the toys and materials with other children.



To choose another exhibit, [turn back to page 13!](#)

# EUREKA!

At Eureka!, I can use a pulley, shoot balls into water, and more! There are two areas in this gallery. In one area, the lights are turned off and I will see some flashing lights. If I don't want to go into this area, I can explore the fun activities in the other area.



To choose another exhibit, [turn back to page 13!](#)

# FEATURE GALLERIES

# FEATURE GALLERIES

There are extra areas that I can go to! I need to ask my parent or caregiver first, because they might need to buy extra tickets at the front desk. If I can't go today, that's okay!


I can ask my parents to come back another day!

- To go see a movie at the OMNIMAX® theatre, [turn to Page 22!](#)
- To go see a film in the Science Theatre, [turn to Page 23!](#)
- To go to a feature exhibit gallery, [turn to Page 24!](#)
- To go to the Science Store, [turn to Page 28!](#)
- When I am ready to go home, [turn to Page 29!](#)



# OMNIMAX® THEATRE

I can watch a movie at the OMNIMAX® Theatre! I will need to show a ticket and it is a long walk up the ramp. The screen fills the entire dome of Science World. Everything I see will be very big and everything I hear will be very loud. If it gets too noisy or if I start to feel dizzy, I can close my eyes or go into the hallway and take a break!




To see other bonus galleries, [turn back to page 21!](#)



# SCIENCE THEATRE

I can watch a film in the Science Theatre! It is smaller than the OMNIMAX® theatre and I do not need a ticket. If it gets too noisy, I can go into the hallway and take a break!



To see other bonus galleries, [turn back to page 21!](#)

# TOWERS OF TOMORROW

This exhibit is open January 24, 2020 - September 7, 2020.



Please continue to the next page!

# TOWERS OF TOMORROW



In the Towers of Tomorrow with LEGO® Bricks gallery, I can learn about the tallest building in the world! And I can make my own buildings with LEGO®.



Please continue to the next page!

# TOWERS OF TOMORROW

I can build as much as I like with LEGO® in the lower tables, or in the grey bins. If the LEGO® tables are busy, I will wait my turn. When I am finished, I can put my building on display until it is time to take it apart for others to use, and that's okay!



Please continue to the next page!



# TOWERS OF TOMORROW

I will look at the LEGO® towers, but I will not touch them because they can break easily.



To see other bonus galleries, [turn back to page 21!](#)



# SCIENCE STORE

Before I leave Science World, I can visit the Science Store on the first floor! There might be Science World staff demonstrating some activities. If I want to try, I will ask my parent or caregiver. At the Science Store, I can also look at some cool puzzles, toys, and games that I can buy! If I can't buy anything today, that's okay. I can ask my parent or caregiver and come back another day!



When I am ready to go home, [continue to page 29!](#)

# HOME TIME

When I am ready to go home, I will leave with my parent or caregiver through the main exit doors or through the Science Store! I had a great time at Science World today! I went to lots of different galleries, tried lots of fun activities, and learned lots of new things!

