



SCIENCE WORLD

Science World Visual Guide

CAN
CANUCKS AUTISM NETWORK

Getting to Science World



Science World is located at 1455 Quebec Street
Vancouver, BC, V6A 3Z7

Here is [online information](#) on getting to Science World!

Welcome to Science World!



Science World is full of fun things to do!

You can:

- **Explore** different galleries
- **Interact** with exhibits
- **Learn** about science
- **Watch** live presentations

Following the Rules



There are some **rules** to follow at Science World:

- Stay with the person(s) you came with
- Take turns trying exhibits
- Respect people's space
- Watch for "No Food or Drinks" signs
- Listen to Science World staff


Staff and Volunteers



Science World staff wear **black shirts** and volunteers wear **purple vests** (see photos!).

They can answer your questions, show you where different exhibits are, and help if you are lost.

Admissions



When you arrive at Science World:

First, buy your ticket.

Then, you can enter!

There might be a line, but it won't take long!

You can book your ticket online [here](#) before you arrive.

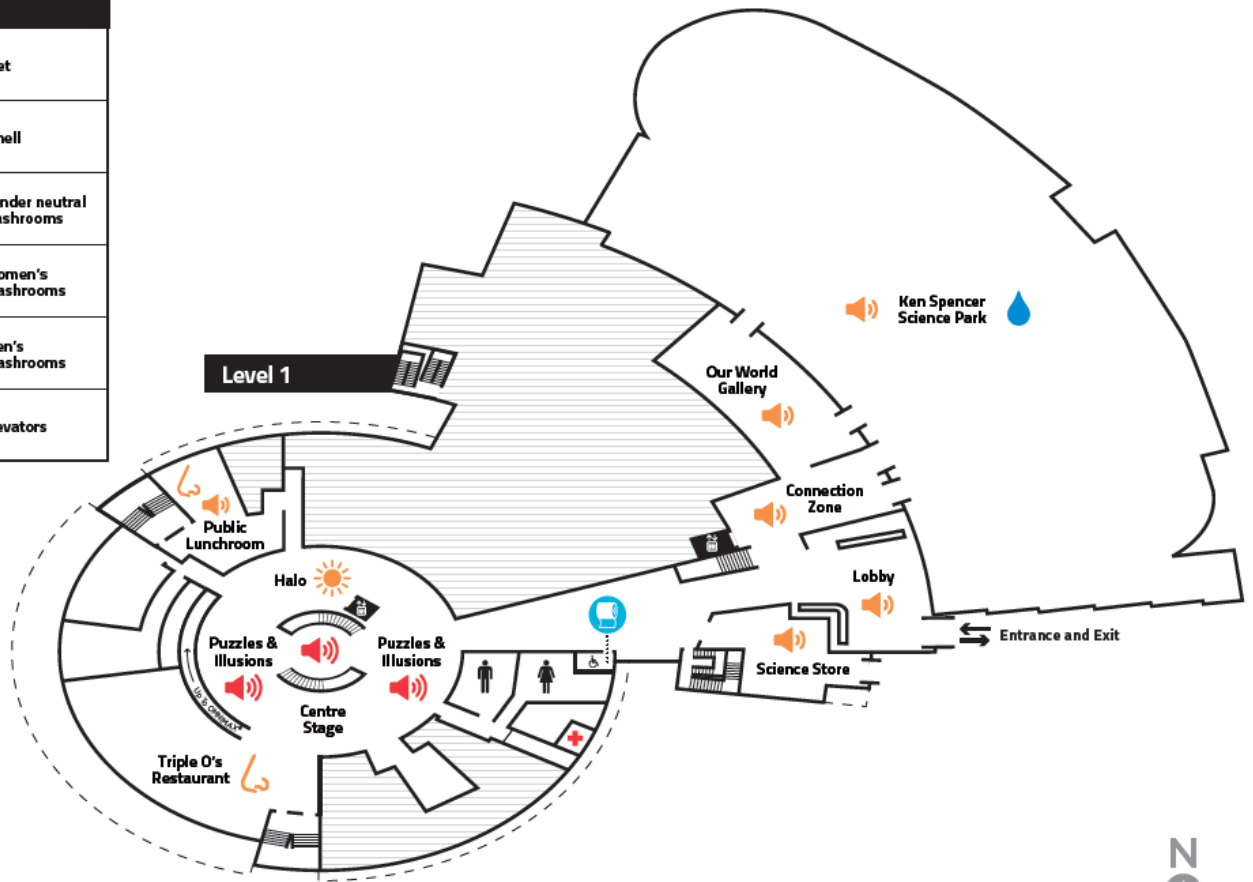
Sensory Map

Level 1

Level 1 SENSORY MAP



Legend	
Minimal volume	Wet
Medium volume	Smell
Loud volume	Gender neutral washrooms
Bright light	Women's Washrooms
Dim light	Men's Washrooms
First aid room (Level 1)	Elevators



PLEASE NOTE:

OMNIMAX® Theatre is temporarily unavailable.



Science World has many different **Sensory Experiences**.

Use this map to decide if there are **areas** you would like to **visit or avoid!**

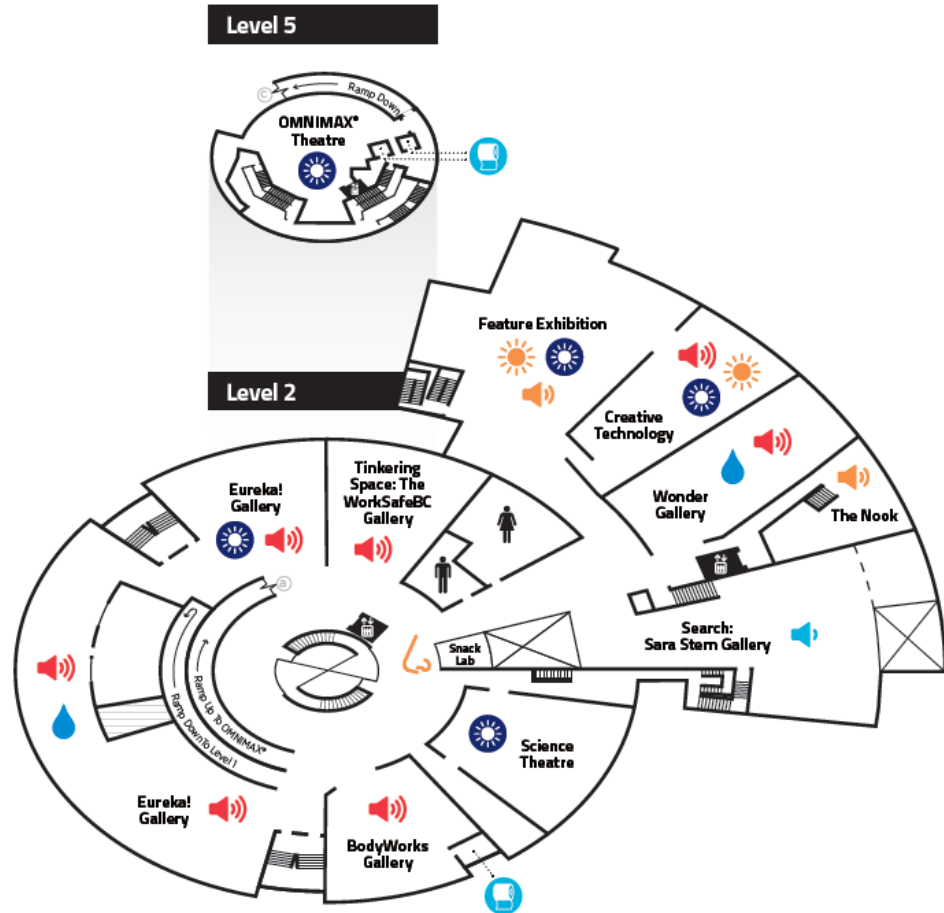
Sensory Map

Levels 2 and 5

Levels 2 and 5 SENSORY MAP



Legend	
Minimal volume	Wet
Medium volume	Smell
Loud volume	Gender neutral washrooms
Bright light	Women's Washrooms
Dim light	Men's Washrooms
First aid room (Level 1)	Elevators




PLEASE NOTE:
OMNIMAX® Theatre is temporarily unavailable.



Science World has many different **Sensory Experiences**.
Use this map to decide if there are **areas** you would like to **visit or avoid!**

Sensory Friendly Resources


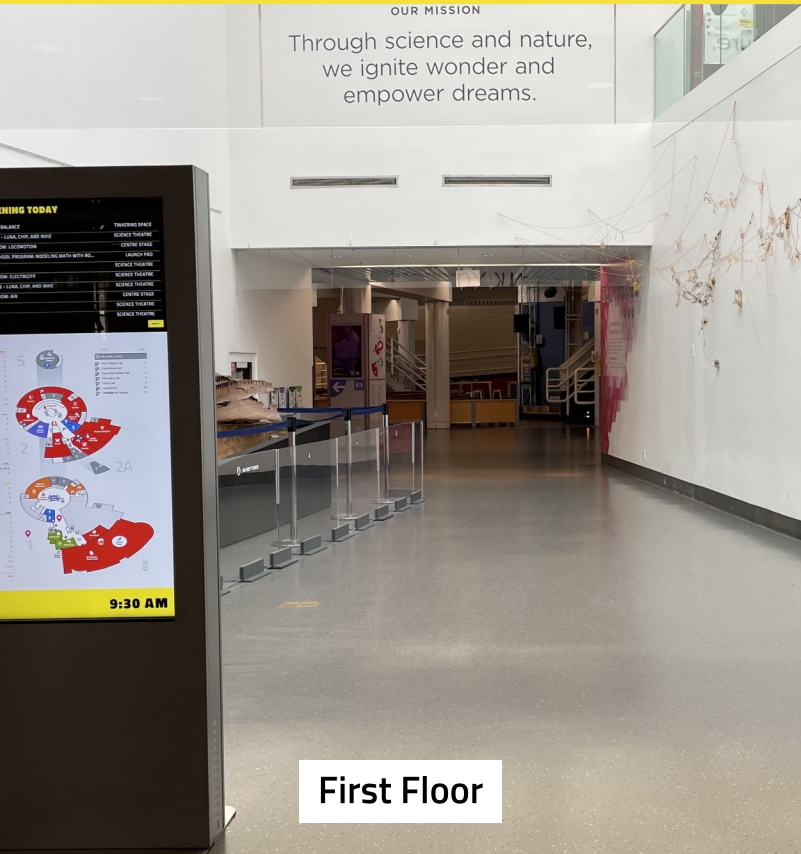


If you need some extra support during your visit, you can ask at Admissions to borrow:

- Noise-cancelling **headphones** for a quieter experience
- **Sunglasses** to reduce bright lights
- **Sensory toys** to help with focus or relaxation
- Or other items to help make your visit more comfortable

To borrow these items, you or your caregiver will need to sign them out with a piece of ID.

Break Areas



If you need a **break** you can go to:

- the **First Floor** hallway
- the **Second Floor** seating area

If you need some alone time, you can ask a Science World Staff member to go to a quiet room.

Public Lunchroom

First Floor



Science World has a **Public Lunchroom** on the **First Floor**.

You can bring your own food to eat there.

You can also purchase food at:

- The Snack Lab
- Triple O's
- Vending machines

Puzzles and Illusions

First Floor



In this gallery you can try different **puzzles** and **visual illusions**!

Sometimes there is a live science show in this area. It might be loud. You can stay and watch the show, or keep exploring.

Centre Stage

First Floor



This is the **Peter Brown Family Centre Stage**.

During the show, staff will do **science experiments!**

You might have to wait until the show starts. Please be patient.

Sometimes staff ask audience members for help with the show. If you want to help, you can raise your hand. If you don't get picked, you can just watch and enjoy!

Science Park

First Floor



This is the **Ken Spencer Science Park**.

It is open from March to October. You can explore outside, discover the gardens, or visit our hens!

This is also a nice place to take a break.

BodyWorks

Second Floor



Welcome to **BodyWorks!**

First, you can test your sport skills outside the gallery. There is climbing, jumping, and more. All activities are optional, you might have to wait your turn.

Then, go inside the gallery to learn about how the body works. There are things like skeletons and x-rays to play with.

Some stations are loud, you can skip them if you want to.

Eureka! Gallery

Second Floor



This is the **Eureka! Gallery**.

You can play, use a pulley, shoot balls into water, and more!

There are **2 areas** of the gallery.

In one area, it is dark and there are flashing lights. *You do not have to go in this area.*

Tinkering Space

Second Floor



This is the **Tinkering Space: The WorkSafe BC Gallery**.

You can build structures with wooden KEVA planks.

There might be loud sounds when the planks fall down.

The activities might change. There will be a guide to help you.

You cannot take creations home, so remember to take a photo!

Search Gallery

Second Floor



This is the **Search: Sarah Stern Gallery**.

Here you will learn about animals, plants, crystals, and more. There are even some live insects!

There is also a big skeleton of a Tyrannosaurus rex!

This gallery is quiet and a **good place to take a break** if you need.

Wonder Gallery

Second Floor



The Wonder Gallery is for ages 0-5.

Here you can explore with your hands, crawl, build, and splash!

If the gallery is full, you need to scan the QR code and join the waitlist. You might have to wait, or come back another day.

Creative Technology Gallery

Second Floor



Inside the [gallery](#), you learn how animations are made!

Try:

- Discovering how stories inspired Molly of Denali
- Building your own animation
- Stepping on glowing ice bubbles to make snow and northern lights appear!

There are lots of **lights and sounds** in the gallery. There is a break area outside if you need to rest.

Feature Spaces




These are the **Feature Spaces**:

- **OMNIMAX® Theatre**
- **Science Theatre**

These are extra areas you can go to! You might need to buy extra tickets for these areas. Sometimes they are closed.

OMNIMAX® Theatre



***PLEASE NOTE: The OMNIMAX® Theatre is temporarily closed.**

You can watch movies at the OMNIMAX® Theatre.

First, show your ticket and go up the ramp.

Then, enter the theatre and find your seat!

The **screen is very large** and fills the whole dome.

It can be loud and intense to look at, if you need a break you can go into the hallway.

Science Theatre



This is the **Science Theatre!**

Sometimes, it is a **quiet space** with relaxing music and imagery where you can **take a break**.

Sometimes, there are **films** or **live presentations** here.

If the theatre is closed, you can come back another time!

Science Store



Before you leave Science World, check out the **Science Store** on the **first floor!**

There are puzzles, toys, and games that you can buy and bring home with you!

Home Time



When you are ready to leave, exit out the main doors!

We hope you had fun learning new things and trying lots of fun activities at Science World!

