

I CAN go to Science World





Science World is going to be really fun!

There are many different galleries to see and lots of fun activities for me to try!

Entering Science World



When I enter Science World, I will first need to buy my ticket. I might need to wait in line, but that's okay!

Follow the Rules



When I am at Science World, I need to follow some rules:

- Stay with my adult the entire time.
- Let my adult know when I need to go to the bathroom or take a break.
- Take turns trying out the activities in each exhibit.
- Respect physical distancing.
- Watch for signs that say, "No Food or Drinks".
- Listen to the Science World staff at all times.

Break Area



In Science World, there are areas I can go to if I need to take a break! I will tell my adult and we can go to a quiet area in the hallway on the first or second floor and take a break. If I need some time alone with my adult, we can ask a Science World staff to go to a quiet room.

Public Lunchroom



The Snack Lab, vending machines, and Triple O's will be available. We can also bring our own food with us and have them in the Public Lunchroom located on the first floor.

Science World Staff and Volunteers



During my time at Science World, I can talk to a Science World staff or volunteer if I have any questions or if I can't find my adult. The staff wear black or grey shirts and the volunteers wear purple vests, just like in these photos! If I need help finding my adult, I will tell the staff my name, my adult's name, and what my adult looks like.

First Floor

First Floor

On the first floor, there are five areas to choose from!

- To play with puzzles and see visual illusions, **turn to Page 10!**
- To watch a live science show, **turn to page 11!**
- To learn about Metro Vancouver's public transportation system, **turn to Page 13!**
- To go outside and explore the Science Park, **turn to Page 14!**
- To learn about Sacred Journey, **turn to Page 15!**
- To see what's on the second floor, **turn to Page 18!**

Puzzles & Illusions



In this gallery, I will try lots of different puzzles and visual illusions! There might be a live science show going on in the middle of the gallery and it might get loud, but that's okay! I can choose to watch the show or to keep exploring.

Peter Brown Family Centre Stage



During the show, the Science World staff will do some cool science experiments! Sometimes I will need to wait for the show to start, but that's okay! I can sit and wait or explore the Puzzles and Illusions gallery until the show starts. When the show starts, I will sit and listen quietly.

Peter Brown Family Centre Stage



Sometimes the staff will ask for audience members to help with the show on stage. If I don't want to help, that's okay. If I do want to help, I will listen to the instructions and put my hand up! Sometimes I will be picked and sometimes someone else will be picked. That's okay, I will continue to watch!

Connection Zone



In this space, I can learn about Metro Vancouver's past, present, and future with Translink's Transport 2050 MicroCity.

Ken Spencer Science Park




Here, I can go outside and explore the Science Park! The Science Park is only open March to October. If it is not open when I visit, I can go next time I visit Science World.

Sacred Journey



Sacred Journey is open until February 20, 2023. I can explore this space at a slower pace and be reflective.

Sacred Journey



Here, I can learn about the power of Tribal Canoe Journeys through art, videos, audio displays, and interactive experiences. The exhibits are touchless and activated through motion sensors.

Second Floor

Second Floor

On the second floor, I can choose from five galleries!

- To build and tinker, **turn to Page 19!**
- To practice my sports skills and learn how my body works, **turn to Page 21!**
- To see where animals, like bugs and beavers, live, **turn to Page 23!**
- To crawl, build, and splash (ages 0-5 years), **turn to Page 24!**
- To experiment with water, movement, and sound, **turn to Page 26!**
- To see some bonus galleries that I can go to, **turn to Page 28!**
- When it is time go home, **turn to Page 34!**

Tinkering Space: The WorkSafeBC Gallery



In this gallery, I can build lots of different structures with blocks called KEVA planks! I might hear the sounds of blocks hitting the ground and it might get loud.

Tinkering Space: The WorkSafeBC Gallery



The tinkering activities change, but there is a guide on what to do and someone is there to help if I need it. I cannot take my creations home with me, but I can take a picture of my creations instead.

BodyWorks

Outside the gallery, I will test my sports skills! I will practice skiing, climbing, jumping, and more! There are lots of activities to try! If there are people doing an activity that I want to try, I can try a different activity while I wait.



BodyWorks

Inside the gallery, I can explore and play with things like skeletons, x-rays and learn how my body works. There are a few loud exhibits, but I don't have to play them if I don't want to.



To choose another exhibit on the 2nd floor, turn back to page 18!

Search: Sarah Stern Gallery

I will get to explore nature in this quiet gallery! I will see where animals like bugs and beavers live, a big skeleton of Tyrannosaurus rex, and some live insects! This is a great gallery to go to if I need some quiet time.




To choose another exhibit on the 2nd floor, turn back to page 18!

Wonder Gallery

Please note that the Wonder Gallery is open at a reduced capacity. Waitlists may close by 2pm.

In the Wonder Gallery, I will get to explore with my hands. Here, I can crawl, build, and splash! I can learn lots about my environment through play.



Wonder Gallery

Please note that the Wonder Gallery is open at a reduced capacity. Waitlists may close by 2pm.


My adult will need to use their phone to scan a QR code or speak to a staff member to join a waitlist. If the gallery is full, I might have to wait and that's okay! If the waitlist is closed for the day, I can ask my adult to come back another day!



To choose another exhibit on the 2nd floor, turn back to page 18!

Eureka!

At Eureka!, I can use a pulley, shoot balls into water, and more! There are two areas in this gallery. In one area, the lights are turned off and I will see some flashing lights. If I don't want to go into this area, I can explore the fun activities in the other area.



To choose another exhibit on the 2nd floor, turn back to page 18!

Feature Galleries

Feature Galleries



There are extra areas that I can go to! I need to ask my adult first, because they might need to buy extra tickets. Some areas might be temporarily closed. If I can't go today, that's okay. I can ask my adult to come back another day!

- To go see a movie at the OMNIMAX® theatre, **turn to Page 29!**
- To go see a film in the Science Theatre, **turn to Page 30!**
- To go to a feature exhibit gallery, **turn to Page 31!**
- To go to the Science Store, **turn to Page 33!**
- When I am ready to go home, **turn to Page 34!**

OMNIMAX® Theatre

Please note that the OMNIMAX® Theatre is temporarily closed.

I can watch a movie at the OMNIMAX® Theatre! I will need to show a ticket and it is a long walk up the ramp. The screen fills the entire dome of Science World. Everything I see will be very big and everything I hear will be very loud. If it gets too noisy or if I start to feel dizzy, I can close my eyes or go into the hallway and take a break!



To see other bonus galleries, turn back to page 28!

Science Theatre

I can watch a film in the Science Theatre! It is smaller than the OMNIMAX® theatre and I do not need a ticket. If it gets too noisy, I can go into the hallway and take a break. If the theatre is too full or if there is no film, I can come back to watch another time!



To see other bonus galleries, [turn back to page 28!](#)

T.rex: The Ultimate Predator

The feature exhibit gallery at Science World changes. *T.rex: The Ultimate Predator* is open February 26, 2022 – January 12, 2023. In this gallery, I will learn about the tyrannosaur family and how the Tyrannosaurus rex may have looked and behaved over 66 million years ago!



T.rex: The Ultimate Predator



There are lots of fossils and life-sized models of different tyrannosaurs to discover. I will remember to wait my turn if someone is using the activity that I want to do. This gallery may be dark, and I might hear dinosaurs roaring, but that's okay!

To see other bonus galleries, turn back to page 28!

Science Store

Before I leave Science World, I can visit the Science Store on the first floor! At the Science Store, I can also look at some cool puzzles, toys, and games that I can buy! If I can't buy anything today, that's okay. I can ask my adult and come back another day!



When I am ready to go home, continue to page 34!

Home Time

When I am ready to go home, I will sanitize my hands and leave with my adult through the main doors! I had a great time at Science World today! I went to lots of different galleries, tried lots of fun activities, and learned lots of new things!

