

I CAN go to Science World





Science World is going to be really fun!

There are many different galleries to see and lots of fun activities for me to try!

Entering Science World



When I enter Science World, I will first need to buy my ticket. I might need to wait in line, but that's okay!

Follow the Rules



When I am at Science World, I need to follow some rules:

- Stay with my adult the entire time.
- Let my adult know when I need to go to the bathroom or take a break.
- Take turns trying out the activities in each exhibit.
- Respect physical distancing.
- Watch for signs that say, "No Food or Drinks".
- Listen to the Science World staff at all times.

Break Area



In Science World, there are areas I can go to if I need to take a break! I will tell my adult and we can go to a quiet area in the hallway on the first or second floor and take a break. If I need some time alone with my adult, we can ask a Science World staff to go to a quiet room.

Public Lunchroom



The Snack Lab, vending machines, and Triple O's will be available. We can also bring our own food with us and have them in the Public Lunchroom located on the first floor.

Science World Staff and Volunteers



During my time at Science World, I can talk to a Science World staff or volunteer if I have any questions or if I can't find my adult. The staff wear black or grey shirts and the volunteers wear purple vests, just like in these photos! If I need help finding my adult, I will tell the staff my name, my adult's name, and what my adult looks like.

First Floor

First Floor

On the first floor, there are four areas to choose from!

- To play with puzzles and see visual illusions, **turn to Page 10!**
- To watch a live science show, **turn to page 11!**
- To learn about women who shaped Canadian history, **turn to Page 13!**
- To go outside and explore the Science Park, **turn to Page 15!**
- To see what's on the second floor, **turn to Page 17!**

Puzzles and Illusions



In this gallery, I will try lots of different puzzles and visual illusions! There might be a live science show going on in the middle of the gallery and it might get loud, but that's okay! I can choose to watch the show or to keep exploring.

Peter Brown Family Centre Stage



During the show, the Science World staff will do some cool science experiments! Sometimes I will need to wait for the show to start, but that's okay! I can sit and wait or explore the Puzzles and Illusions gallery until the show starts. When the show starts, I will sit and listen quietly.

Peter Brown Family Centre Stage



Sometimes the staff will ask for audience members to help with the show on stage. If I don't want to help, that's okay. If I do want to help, I will listen to the instructions and put my hand up! Sometimes I will be picked and sometimes someone else will be picked. That's okay, I will continue to watch!

Trailblazing – Women in Canada since 1867



Trailblazing – Women in Canada since 1867 is open June 16, 2023 – January 22, 2024. In this gallery, I will learn about all the women who have helped shape Canadian society. I can read lots of stories about all the challenges women have had to face, and how they have overcome them.

Trailblazing – Women in Canada since 1867



There are also activities that I can touch, and I can try different tasks that women have had to do. I will remember to wait my turn if someone is using the activity that I want to do. Some of the stories might be sad, but that's okay! If I feel sad, I can tell my adult and move onto the next section.

Ken Spencer Science Park



Here, I can go outside and explore the Science Park! The Science Park is only open March to October. If it is not open when I visit, I can go next time I visit Science World.

Second Floor

Second Floor

On the second floor, I can choose from five galleries!

- To build and tinker, **turn to Page 18!**
- To practice my sports skills and learn how my body works, **turn to Page 20!**
- To see where animals, like bugs and beavers, live, **turn to Page 22!**
- To crawl, build, and splash (ages 0-5 years), **turn to Page 23!**
- To experiment with water, movement, and sound, **turn to Page 25!**
- To see some bonus galleries that I can go to, **turn to Page 27!**
- When it is time go home, **turn to Page 35!**

Tinkering Space: The WorkSafeBC Gallery



In this gallery, I can build lots of different structures with blocks called KEVA planks! I might hear the sounds of blocks hitting the ground and it might get loud.

Tinkering Space: The WorkSafeBC Gallery



The tinkering activities change, but there is a guide on what to do and someone is there to help if I need it. I cannot take my creations home with me, but I can take a picture of my creations instead.


BodyWorks

Outside the gallery, I will test my sports skills! I will practice skiing, climbing, jumping, and more! There are lots of activities to try! If there are people doing an activity that I want to try, I can try a different activity while I wait.



BodyWorks

Inside the gallery, I can explore and play with things like skeletons, x-rays and learn how my body works. There are a few loud exhibits, but I don't have to play them if I don't want to.



To choose another exhibit on the 2nd floor, turn back to page 17!

Search: Sarah Stern Gallery

I will get to explore nature in this quiet gallery! I will see where animals like bugs and beavers live, a big skeleton of Tyrannosaurus rex, and some live insects! This is a great gallery to go to if I need some quiet time.



To choose another exhibit on the 2nd floor, turn back to page 17!

Wonder Gallery

Please note that the Wonder Gallery is open at a reduced capacity. Waitlists may close by 2pm.

In the Wonder Gallery, I will get to explore with my hands. Here, I can crawl, build, and splash! I can learn lots about my environment through play.



Wonder Gallery

Please note that the Wonder Gallery is open at a reduced capacity. Waitlists may close by 2pm.

If the gallery is full, my adult will need to use their phone to scan a QR code, or speak to a staff member to join a waitlist. I might have to wait and that's okay! If the waitlist is closed for the day, I can ask my adult to come back another day!



To choose another exhibit on the 2nd floor, turn back to page 17!

Eureka! Gallery

In Eureka!, I can use a pulley, shoot balls into water, and more! There are two areas in this gallery. In one area, the lights are turned off and I will see some flashing lights. If I don't want to go into this area, I can explore the fun activities in the other area.



Feature Galleries

Feature Galleries



There are extra areas that I can go to! I need to ask my adult first, because they might need to buy extra tickets. Some areas might be temporarily closed. If I can't go today, that's okay. I can ask my adult to come back another day!

- To go see a movie at the OMNIMAX® theatre, **turn to Page 28!**
- To take a break, watch a film, or see a live presentation in the Science Theatre, **turn to Page 29!**
- To see the feature exhibit gallery, **turn to Page 30!**
- To dream, build, and play with creative technology, **turn to Page 32!**
- To go to the Science Store, **turn to Page 33!**
- When I am ready to go home, **turn to Page 34!**

OMNIMAX® Theatre

Please note that the OMNIMAX® Theatre is temporarily closed.

I can watch a movie at the OMNIMAX® Theatre! I will need to show a ticket and it is a long walk up the ramp. The screen fills the entire dome of Science World. Everything I see will be very big and everything I hear will be very loud. If it gets too noisy or if I start to feel dizzy, I can close my eyes or go into the hallway and take a break!



To see other bonus galleries, turn back to page 27!

Science Theatre

The Science Theatre might be open as a quiet space with relaxing music and imagery where I can take a break. Sometimes, I can watch a film, or see a live presentation in here. If the theatre is closed, I can come back another time!



To see other bonus galleries, [turn back to page 27!](#)

James Cameron – Challenging the Deep



The feature gallery at Science World Changes. *James Cameron – Challenging the Deep* is open June 23rd, 2023 - January 1st, 2024. I will learn about deep sea exploration, technology, and film making.

James Cameron – Challenging the Deep



There are lots of items to look at in display cases and there are three large video projections. The videos might be loud, and the gallery may be dark, but that's okay!

Creative Technology Gallery



Inside the Creative Technology Gallery, I can play with virtual jellyfish, build behemoths, and bounce with pufflehops as I learn how video games are made.

Creative Technology Gallery



There are lots of sounds and lights in here, but that's okay! The break room is right outside if I need a rest.

To see other bonus galleries, turn back to page 27!

Science Store

Before I leave Science World, I can visit the Science Store on the first floor! At the Science Store, I can also look at some cool puzzles, toys, and games that I can buy! If I can't buy anything today, that's okay. I can ask my adult and come back another day!



When I am ready to go home, continue to page 35!

Home Time

When I am ready to go home, I will sanitize my hands and leave with my adult through the main doors! I had a great time at Science World today! I went to lots of different galleries, tried lots of fun activities, and learned lots of new things!

