

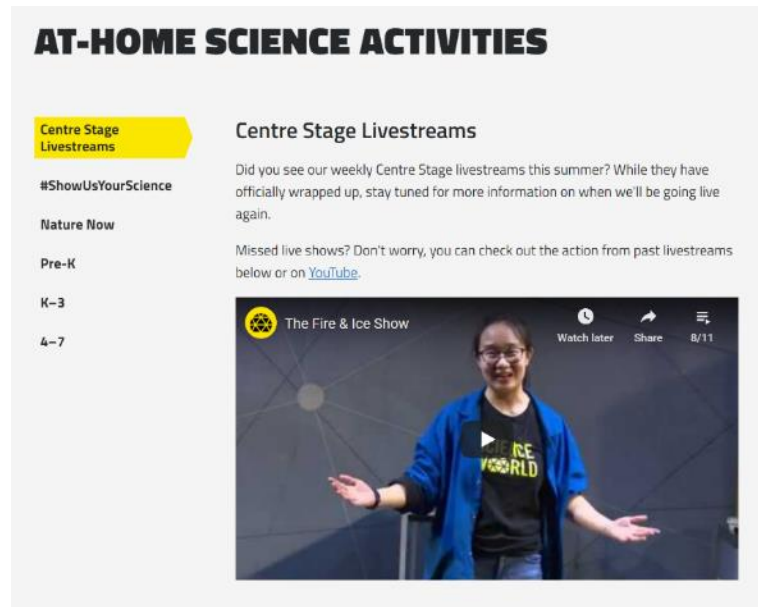
I CAN go to Science World



At-Home Science

Masks are mandatory for staff and all visitors ages 6 and over. We cannot offer exceptions at this time and are working to create inclusive online experiences for visitors who would like to enjoy Science World but are unable to wear masks.

Ignite your curiosity and fun right in your living room with some of our favourite resources and at-home activities:



- [Centre Stage Livestreams](#)
- [Show Us Your Science videos](#)
- [Nature Now videos](#)
- At-home Science Activities:
 - [Pre-K](#)
 - [K-Grade 3](#)
 - [Grades 4-7](#)



Science World is going to be really fun!

There are many different galleries to see and lots of fun activities for me to try!

Buy Tickets

The screenshot shows the Science World website with the following sections:

- TICKETS**: Lists ticket prices for Adults (\$27.62), Senior (65+), Youth (13-18), Child (3-12), and 2 and under (FREE). Includes buttons for "Book Your Visit" and "Memberships".
- HOURS**: States "Monday - Sunday: 10am - 5pm" and "Members can enjoy early access to the dome at 9:30am everyday!". Includes a "Please book your visit in advance." note and a "See All Hours" link.
- WHAT'S AT SCIENCE WORLD?**: Includes links for Exhibitions, Accessibility, Programs & Camps, and Map.
- LIGHTS SCHEDULE**: A section with a geometric logo.
- GETTING HERE**: Provides the address "1455 Quebec Street, Vancouver, BC V6A 3Z7" and phone number "604.643.7440". Includes a map and a "See Transportation Options" link.
- PLAN A VISIT**: A vertical menu with options for Families, Schools, Adults, Teens, and Private Events & Rentals.

Before I get to Science World, my parent or caregiver will need to book tickets online in advance.

This will reserve a specific entry time for our visit. We can also buy walk-up tickets at Science World, but they are subject to availability. To be prepared for our visit, we will read through the guidelines.

Entering Science World



When I enter Science World, I will be sure to sanitize my hands.

I might need to wait in line, but that's okay! We will then show our printed or downloaded tickets.

Follow the Rules



When I am at Science World, I need to follow some rules:

- Wear a mask (visitors age 6 and over).
- Stay with my parent or caregiver the entire time.
- Stay a physical distance of 2 metres from staff and other visitors.
- Use hand sanitizer provided when entering and leaving Science World.
- Follow the signs, floor markers, and directions to guide us through our visit.
- Take turns trying out the activities in each exhibit.
- Let my parent or caregiver know when I need to go to the bathroom or take a break.
- Listen to the Science World Staff at all times.

Break Area



In Science World, there are areas I can go to if I need to take a break! I will tell my parent or caregiver and we can go to a quiet area in the hallway on the first or second floor and take a break. If I need some time alone with my parent or caregiver, we can ask a Science World staff to go to a quiet room.

Science World Staff



During my time at Science World, I can talk to a Science World staff if I have any questions or if I can't find my parent or caregiver. The staff wear black shirts and a face mask, just like in these photos! If I need help finding my parent or caregiver, I will tell the staff my name, my parent or caregiver's names, and what my parent or caregiver looks like.

First Floor

First Floor

On the first floor, there are three galleries to choose from!


- To play with puzzles and see visual illusions, **turn to Page 11!**
- To learn about Metro Vancouver's public transportation system, **turn to Page 12!**
- To go outside and explore the Science Park, **turn to Page 13!**
- To see what's on the second floor, **turn to Page 15!**

Puzzles & Illusions



In this gallery, I will try lots of different puzzles and visual illusions!

Connection Zone



In this space, I can learn about Metro Vancouver's past, present, and future with Translink's Transport 2050 MicroCity.

Ken Spencer Science Park

Here, I can go outside and explore the Science Park! I can run around and try lots of different activities. The Science Park is only open March to October. If it is not open when I visit, I can go next time I visit Science World.



To choose another exhibit, turn back to page 10!

Second Floor

Second Floor

On the second floor, I can choose from five galleries!

- To play with building blocks and tinker, **turn to Page 16!**
- To practice my sports skills and how my body works, **turn to Page 18!**
- To see where animals, like bugs and beavers, live, **turn to Page 20!**
- To crawl, build and splash (ages 0-5 years), **turn to Page 21!**
- To experiment with water, movement, and sound, **turn to Page 23!**
- To see some bonus galleries that I can go to, **turn to Page 25!**
- When it is time go home, **turn to Page 31!**

Tinkering Space: The WorkSafeBC Gallery



In this gallery, there are different activities that I can tinker with! I will need to speak to a staff member when I arrive, to make sure a table is available for me.

Tinkering Space: The WorkSafeBC Gallery



The weekly tinkering activities change, but there is a guide on what to do and someone is there to help if I need it. We might be given our own supplies to use.

BodyWorks

Outside the gallery, I will test my sports skills! I will practice skiing, climbing, jumping, and more! There are lots of activities to try! If there are people doing an activity that I want to try, I can try a different activity while I wait.



BodyWorks

Inside the gallery, I can explore and play with things like skeletons, x-rays and learn how my body works. There are a few loud exhibits, but I don't have to play them if I don't want to.



To choose another exhibit, turn back to page 15!

Search: Sarah Stern Gallery

I will get to explore nature in this quiet gallery! I will see where animals like bugs and beavers live, a big skeleton of Tyrannosaurus Rex, and some live insects! This is a great gallery to go to if I need some quiet time.



To choose another exhibit, turn back to page 15!

Wonder Gallery

Please note that the Wonder Gallery will be open intermittently and at a very limited capacity for piloting.

In the Wonder Gallery, I will get to explore with my hands. Here, I can crawl, build and splash! I can learn lots about my environment through play.





Please continue to the next page!

Wonder Gallery

Please note that the Wonder Gallery will be open intermittently and at a very limited capacity for piloting.


My parent or caregiver will need to use their phones to scan a QR code, or speak to a staff member to join a waitlist. If the gallery is full, I might have to wait and that's okay! If the gallery is closed, I can ask my parent or caregiver to come back another day!



To choose another exhibit, turn back to page 15!

Eureka!

At Eureka!, I can use a pulley, shoot balls into water, and more! There are two areas in this gallery. In one area, the lights are turned off and I will see some flashing lights. If I don't want to go into this area, I can explore the fun activities in the other area.



To choose another exhibit, turn back to page 15!

Feature Galleries

Feature Galleries


There are extra areas that I can go to! I need to ask my parent or caregiver first, because they might need to buy extra tickets. Some areas might be temporarily closed. If I can't go today, that's okay. I can ask my parent or caregiver to come back another day!

- To go see a movie at the OMNIMAX® theatre, **turn to Page 26!**
- To go see a film in the Science Theatre, **turn to Page 27!**
- To go to a feature exhibit gallery, **turn to Page 28!**
- To go to the Kaleidoscope Science Store, **turn to Page 30!**
- When I am ready to go home, **turn to Page 31!**

OMNIMAX® Theatre

Please note that the OMNIMAX® Theatre is temporarily closed.

I can watch a movie at the OMNIMAX® Theatre! I will need to show a ticket and it is a long walk up the ramp. The screen fills the entire dome of Science World. Everything I see will be very big and everything I hear will be very loud. If it gets too noisy or if I start to feel dizzy, I can close my eyes or go into the hallway and take a break!



To see other bonus galleries, turn back to page 25!

Science Theatre

Please note that the Science Theatre is temporarily closed.

I can watch a film in the Science Theatre! It is smaller than the OMNIMAX® theatre and I do not need a ticket. If it gets too noisy, I can go into the hallway and take a break!



To see other bonus galleries, turn back to page 25!

Arctic Voices

This feature exhibit gallery opens February 11, 2021.



Arctic Voices



In this gallery, I will learn about the Arctic animals, plants, and people. There are videos that I can watch and fun activities to do. I have to remember to wait my turn if someone is using the activity that I want to do.

To see other bonus galleries, turn back to page 25!

Kaleidoscope Science Store

Before I leave Science World, I can visit the Kaleidoscope Science Store on the first floor! At the Science Store, I can also look at some cool puzzles, toys, and games that I can buy! If I can't buy anything today, that's okay. I can ask my parent or caregiver and come back another day!



When I am ready to go home, continue to page 31!

Home Time

When I am ready to go home, I will sanitize my hands and leave with my parent or caregiver through the main doors or through the Kaleidoscope Science Store! I had a great time at Science World today! I went to lots of different galleries, tried lots of fun activities, and learned lots of new things!

